

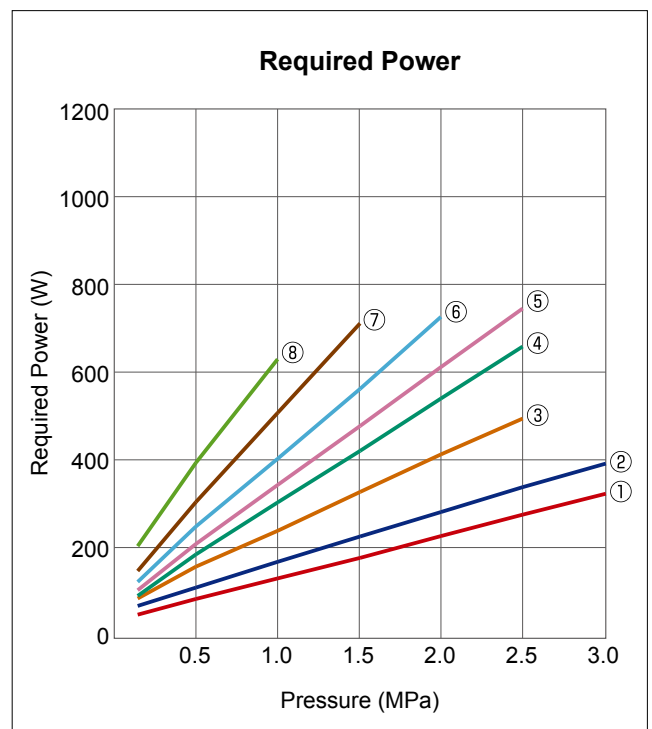
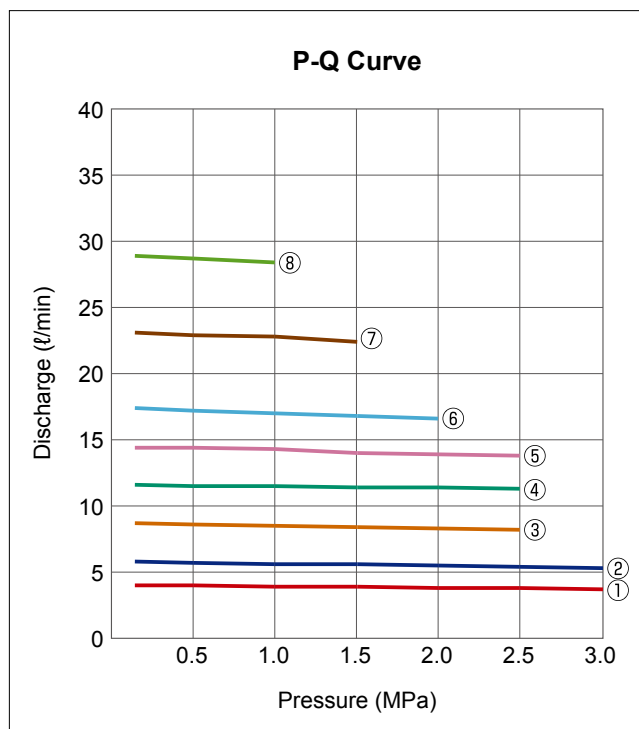
# 2HB(M) Performance Curve

Test Oil: ISO-VG46 Oil Temperature: 40C (Average)

Note: As the temperature of oil drops in winter, the viscosity also increases and so does the required power. So please be careful as you may not be able to operate the pump near the rated pressure.

1450 min<sup>-1</sup>

- ① 203HB
- ② 204HB
- ③ 206HB
- ④ 208HB
- ⑤ 210HB
- ⑥ 212HB
- ⑦ 216HB
- ⑧ 220HB



Item / Model	Discharge (ℓ/min)							Required Power (W)						
	Pressure (MPa)							Pressure (MPa)						
	0.1	0.5	1.0	1.5	2.0	2.5	3.0	0.1	0.5	1.0	1.5	2.0	2.5	3.0
<b>TOP-203HB</b>	4.0	4.0	3.9	3.9	3.8	3.8	3.7	48	84	131	178	228	277	325
<b>TOP-204HB</b>	5.8	5.7	5.6	5.6	5.5	5.4	5.3	68	110	169	227	283	340	394
<b>TOP-206HB</b>	8.7	8.6	8.5	8.4	8.3	8.2		85	158	240	329	415	497	
<b>TOP-208HB</b>	11.6	11.5	11.5	11.4	11.4	11.3		91	186	305	423	543	662	
<b>TOP-210HB</b>	14.4	14.4	14.3	14.0	13.9	13.8		104	210	345	480	615	749	
<b>TOP-212HB</b>	17.4	17.2	17.0	16.8	16.6			123	250	405	565	730		
<b>TOP-216HB</b>	23.1	22.9	22.8	22.4				148	306	510	715			
<b>TOP-220HB</b>	28.9	28.7	28.4					205	396	633				

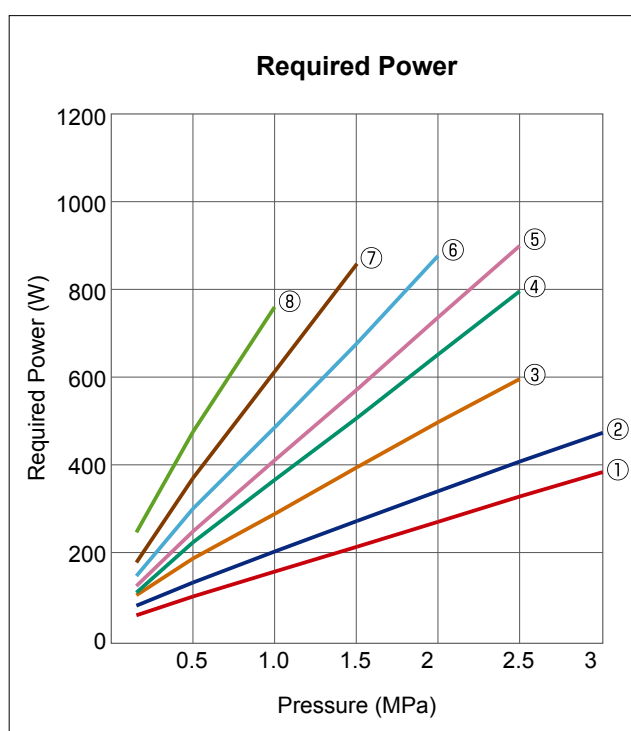
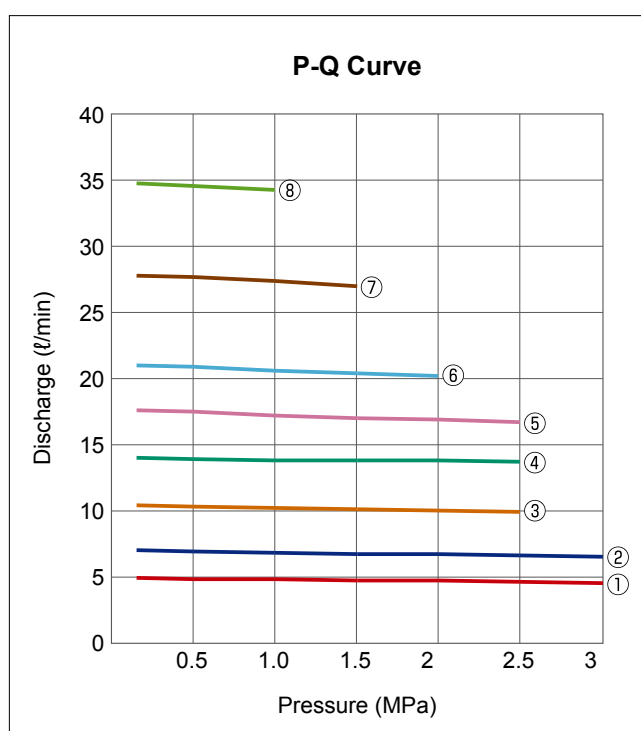
Any disassembly or alteration of the product will void the warranty.

Test Oil: ISO-VG46 Oil Temperature: 40C (Average)

Note: As the temperature of oil drops in winter, the viscosity also increases and so does the required power. So please be careful as you may not be able to operate the pump near the rated pressure.

1750 min<sup>-1</sup>

- ①203HB
- ②204HB
- ③206HB
- ④208HB
- ⑤210HB
- ⑥212HB
- ⑦216HB
- ⑧220HB



Item Model	Discharge (ℓ/min)							Required Power (W)						
	Pressure (MPa)							Pressure (MPa)						
	0.1	0.5	1.0	1.5	2.0	2.5	3.0	0.1	0.5	1.0	1.5	2.0	2.5	3.0
<b>TOP-203HB</b>	4.9	4.8	4.8	4.7	4.7	4.6	4.5	58	101	158	215	272	330	386
<b>TOP-204HB</b>	7.0	6.9	6.8	6.7	6.7	6.6	6.5	80	133	204	274	342	410	476
<b>TOP-206HB</b>	10.4	10.3	10.2	10.1	10.0	9.9		104	188	290	397	500	599	
<b>TOP-208HB</b>	14.0	13.9	13.8	13.8	13.8	13.7		110	225	368	510	655	800	
<b>TOP-210HB</b>	17.6	17.5	17.2	17.0	16.9	16.7		125	250	413	575	740	904	
<b>TOP-212HB</b>	21.0	20.9	20.6	20.4	20.2			148	302	488	681	881		
<b>TOP-216HB</b>	27.8	27.7	27.4	27.0				179	372	616	863			
<b>TOP-220HB</b>	34.8	34.6	34.3					248	478	764				